



Aden Allotments The Green Book 2022

Your Allotment

Most allotments come with a shed, water butt and compost bin. Mini plots have a smaller shed and a compost bin. It is your responsibility to look after these while you rent the plot. For example, the shed should be painted regularly with good quality green water-based paint. Any necessary repairs to the shed such as roof leaks are also your responsibility.



We recommend that you fit a lock to the door, although not necessarily a high quality one as this has attracted thieves in the past. Do not leave valuable items in the shed. There is no insurance cover for these.

You may make paths as you wish. We recommend that you use slabs or woodchip but not hardcore as the paths may have to be removed when you leave.

You may erect a small greenhouse and/or a polytunnel each should be no larger than 6m². If you wish to put up any structure a plan must be submitted to the committee for consideration. Please don't start work until you have written approval from the committee. All structures must be erected in such a way that they are easily removed when membership ceases. If you want to put up a fence higher than 30cm please discuss this with a committee member first.

You are allowed to use weedkiller but only of the Roundup type (glyphosate) and it must be applied using a watering can and sprinkle bar. Ask a committee member if you are unsure.

You are welcome to take your dogs but they must be kept on a short lead. They must be well behaved and not cause a nuisance. Remember not everyone likes dogs.

Please don't go onto other people's plots unless invited.

Don't put anything close to the fence which would make it easier for intruders to climb over the fence.

Tyres are no longer allowed to be taken onto plots. (Existing tyres are allowed but must be removed when the plot is given up.)

If you are going to give up the plot please give us as much warning as possible.

How to Pay

Rents must be paid by 31st October each year. If payment is a problem please contact the treasurer immediately. Their details will be shown at the bottom of the payment letter.

It is much easier for us if you can pay by online (BACS) or telephone banking to

| | |
|--------------|--------------------------------------|
| sort code | 83-16-47 |
| account no. | 10968907 |
| account Name | Aden Community Allotment Association |

Always give a reference which identifies you eg. "A N Other plot 99"

You can also send a cheque to the treasurer at the address given in the payment letter. Make cheques payable to "Aden Community Allotment Association". Please put your name and plot number on the back

Payment for other items should normally be made to the Gordon either by cheque, in cash or by BACS

The Main Gate



The main gate is secured with a combination padlock. The code for this will be issued to you when you are allocated a plot. The code is regularly changed for security purposes. You are free to come

and go to the plots as you wish. We do ask that you lock the gate after 4pm or at dusk in the darker months and that you set the lock to 0000. Please make sure that you leave the padlock in such a way that it can be accessed from either side.



DO NOT ATTEMPT TO CLIMB OVER THE GATE. The top has been painted with anti-climb paint. Please check before locking up that there are no members of the public left on the site. An emergency key is kept in “The Cabin”

The Cabin



The cabin in the North West corner of the car park can be used by any member and their friends. The code is the same as the main gate. A kettle and a microwave are available.

There’s even a toaster and a toastie maker. Make sure that you tidy up afterwards. If you have used the heater make sure it is switched off. **DO NOT LEAVE MONEY IN THE CABIN.** Make sure the cabin is locked when you leave.

The Oothoose



This is our newest building costing almost £40,000. The cost was raised entirely from grants and fundraising activities. It is divided into 3 parts. The part nearest “The Cabin” has storage for The Cabin as well as a washing up area mainly used during

Open Days and other events. Volunteers no longer have to wash dishes in the wind and rain. The middle section comprises our main storage and the shop. The other end houses the toilets. The Oothoose also has a pressurized water system supplying the cabin with hot and cold water.

The Shop

The shop sells a range of gardening materials such as compost and fertilizer. If you think it should stock something else just let Gordon (plot24) know. The store operates as a service to members. Almost everything is sold at cost price. It is open




Gordon and his giant Kohlrabi

every Saturday from 10am to 12 noon during the growing season. Out with these hours you may be able to get goods from Gordon.

Sand is also on sale. The sand is in the car park and costs £2 per barrowful. Help yourself and pay the Gordon as soon as possible. Muck is free and is kept at the east end of the site. Help Yourself. All these are only for use on the allotments. Please note that the hardcore is not for sale.


Toilets



Two toilets, one of them with disabled access, are available in The Oothoose.


The code to use the toilet is the same as the main gate. The disabled toilet can only be accessed using a RADAR or NKS Key available from Aberdeenshire Council. Both toilets have small water heaters.

Please leave the toilets clean and tidy. The toilets are



looked after by volunteers who are not on the site all the time. If you find that the toilet is not as clean as you would like why not clean it yourself. Cleaning materials are kept in the cabin.

The Tool Store



We have a small number of tools available for members to borrow. However, you have to undergo onsite training before you can borrow some of these tools

such as power drills and the rotavator. If you would like to borrow anything please contact Sandy (plot64) or email tools@adenplots.co.uk. Sandy will arrange for your training if necessary.



Sandy and his giant cabbage

Wheelbarrows are available at any time. They are padlocked to the front of the Green Store. The code is the same as the main gate.

Greenhouse and Polytunnel



These are located in the centre of the site and are available for any member to use. One space can be reserved on a first come, first served basis. If you are interested simply put your name on the allocation plan which will be available in the greenhouse or polytunnel from early November.

Allotment Insurance

The allotments only have very basic public liability insurance. For example, if you or your family left a spade lying somewhere and a member of public were to trip over it the allotments should be covered. Anyone you employ to help you on your allotment is not covered. The insurance documents are to be found on the website. The certificate is also posted in the cabin.

Ponds

Members are strongly discouraged from installing a pond. Ponds are extremely dangerous for very young children. On average 6 children under 5 drown in ponds every year in the UK. If you wish to install a pond please apply to the committee for advice.

Orchard

In March 2016, an Orchard was created to the rear of plots 9, 11 and 13 for all Members. A total of 12 Heritage Fruit Trees were planted including Apple, Cherry and Plum which were purchased through 'Scottish Heritage Fruit Trees' and selected due to their liking for our climate in the North East.

Please feel free to help yourself to any fruit.

Krafty Kabin



Paula has a crafts session every Wednesday afternoon. This is open to the whole community and a variety of different crafts are covered. This group is learning to make Christmas wreaths.

The Compost Yard

The allotments have permission to put green waste into the council compost yard. Generally speaking most waste on your plot should go into the composting bin on your plot. The exception would be couch grass, docks, tattie shaws (haulm) and other diseased plants. These can go to the compost yard after all the soil has been removed. Blighted tattie shaws can be put here as long as you take a fork and bury them. This is better than taking them home to put in your own bin. The heat in the composting pile will kill everything including the spores.



Diseased brassica roots are best taken home and put in the general waste bin. Please do not abuse the use of this yard by taking garden waste from home.

Occasionally, woodchip is left in a pile at the left-hand side of the compost yard beside the entrance. It is ok to take this for your plot.

And, please, never remove any topsoil from your plot.

Cars

The car park is normally large enough to accommodate everyone and all vehicles should be left there. One designated disabled parking space is provided at the east end of site for blue badge holders only.

Please don't park or block the road except for loading or unloading.

Please drive very slowly on the site. The speed limit is 5mph round the one-way road. As well as being for the safety of everyone, especially children, this helps to limit the size of potholes on the path.

Plot holders are expected to look after the road beside their plot. A video on how to fill a pothole is available [on our website](#). You should also remove any weeds – carefully, so that you don't damage the road surface. The committee will arrange for the road and car park to be treated with weedkiller.

The Committee

The Allotment site is managed by a Volunteer Committee.

A new Committee is elected every year in November at the Annual General Meeting (AGM) and any Member is welcome to stand for election.

The Committee oversees the ongoing running and maintenance of the Allotments site as well as providing a focus for ongoing developments which will be of benefit to the Member Community.

Please come and talk to us if you have any questions about your plot or if you would like to suggest any new ideas which you would like to see developed in the future for Members.

Details of the current committee and sub-committees can be found on the website.

Annual Events

- Seedy Sunday, March - Open to the 'Gardening Community' across Buchan and beyond and held in the Polytunnels at Aden Country Park Although not organised by Aden Allotments this is very useful for seed swaps
- Open Day, July or August - open to all Members and the Community and held at the allotments
- Jumper Barbeque, September - open to all Members and held at the Allotments, it might be a bit chilly so wear your brightest and cosiest jumper.
- Annual General Meeting (AGM) held in November.

If you would like to help with any of these events just tell any committee member or complete the form on the website.

Exact dates will be found in the Calendar section of the website.